

Respondus Video Recording

How To View A Student Video

# 1. Navigate to the Respondus LockDown Browser block and click on Dashboard

Assessment Task	Value	Due Date
Written Assessment (iSAP) 3,000 words	35%	Part A-Week 8, Friday 30th April by 1600 hrs Part B-Week 9, Friday 7th May by 1600 hrs
Clinical Placement (120 hours)(100% attendance required)	15% (Hurdle)	Group 1: May 17th - June 6th Group 2: June 28th - July 18th Group 3: July 5th - July 25th  <i>All skills assessments must be submitted within 1 week of placement completion.</i>
Active Learning Engagement	10%	Week 2,3,4,5 & 8  Quizzes close by Sunday 1600 hrs of week 2,3,4,5,& 8 (5 quizzes: 2% per quiz)
Examination -3 hours 10 minutes online, open source exam	40% (Hurdle)	TBC - Week commencing 21st June
Drug Calculations Test (100% grade required)	Pass/Fail (Hurdle)	Week 5,1st April 2021 & 1400 - 1500hrs

The screenshot shows a Moodle course page sidebar with several blocks. At the top is a 'Delete' block with options to 'Move to section' and 'Duplicate to section'. Below that is the 'Respondus LockDown Browser' block, which contains a 'Dashboard ...' link highlighted with a red box. Other blocks include 'PROGRESS BAR- Moodle Activities', 'Panopto', 'Live sessions' (with 'No live sessions' text), and 'Completed recordings' (with 'NUR5111 and NUR5011 Unit Overview' text).


# NUR5111 - Contemporary Nursing Practice 1 - S1 2021

Dashboard / Units / Faculty of Medicine, Nursing and Health Sciences / Nursing / 2021 / S1 / NUR5111 S1 2021

## LockDown Browser Resources

INTRODUCTION VIDEO TUTORIALS GETTING STARTED GUIDES AND SUPPORT OTHER SYSTEMS

### Prevent Cheating During Online Exams



Welcome to LockDown Browser

- See [video tutorials for working with LockDown Browser](#)
- [Steps to getting started with LockDown Browser](#)
- [More resources, such as QuickStart Guides and Support](#)
- [Using Respondus Monitor with Publisher Systems](#)

Don't show this page again

Continue to LockDown Browser >

2. Click on Continue to LockDown Browser

### 3. Locate the Relevant Assessment

▼ End of Semester Exam	Not Required	Not Required
▼ End of Semester Exam S1 2021	Not Required	Not Required
▼ Intro to Medication Calculations Self-Assessment	Not Required	Not Required
▼ Neuro and MSK Case Study Quiz	Not Required	Not Required
▼ <b>NUR5111 - Exam (Additional Assessment)</b>	Required	Respondus Monitor
▼ <b>Settings</b> <b>Class Results</b> Exam Stats	▼ & Pharmacodynamics Self-Assessment	Not Required
▼ Practice drug calculation Quiz 2	Not Required	Not Required
▼ Practice Drug Calculation- Quiz 1	Not Required	Not Required
▼ Practice Exam	Required	Respondus Monitor
▼ Practice Quiz - Requires Respondus Lock Down Browser + Webcam	Required	Respondus Monitor

4. Click on dropdown arrow

5. Select Class Results





## 6. Locate the Relevant Student

▼ NUR5111 - Exam (Additional Assessment) 🔗 ✕

✔ 5 completed | 79 not attempted

⚠ 2 high priority | 0 medium priority | 2 low priority

[Questions?](#)  
[Understanding Proctoring Results](#)

Last	First	Review Priority	Date	Score	Duration	Reviewed	Notes
+		HIGH 	23 Jul 2021 @ 2:05PM	40.00	100.2	<input type="radio"/>	📄
+		HIGH* 	23 Jul 2021 @ 2:10PM (Webcam Session 2)	31.50 *	94.4	<input type="radio"/>	
+	-	LOW 	23 Jul 2021 @ 2:04PM	29.50	100.7	<input type="radio"/>	
+		LOW 	23 Jul 2021 @ 2:04PM	30.50	99.5	<input type="radio"/>	

7. →  
Click  
on +

8. This will then bring up the related videos of the student.